

How to Join Eduroam Wireless With OSX

Table of Contents

Text Only Guide for Faculty/Staff.....	3
Text Only Guide for Students.....	4
Picture Guide for Faculty/Staff.....	5 – 8
Picture Guide for Students.....	9 – 13

Complete Text Only Guide for Faculty/Staff

1. Click on the “Wi-Fi” icon.
2. Click on “eduroam.”
3. Enter as follows:
 - Username: YourUsername@lsus.edu
 - Password: YourPassword
4. Click on “Join.”

At this point the device should be on eduroam wireless.

Complete Text Only Guide for Students

1. Click on the “Wi-Fi” icon.
2. Click on “eduroam.”
3. Enter as follows:
 - Username: YourStudentID@lsus.edu
 - Password: YourPassword
4. Click on “Join.”


At this point the device should be on eduroam wireless.

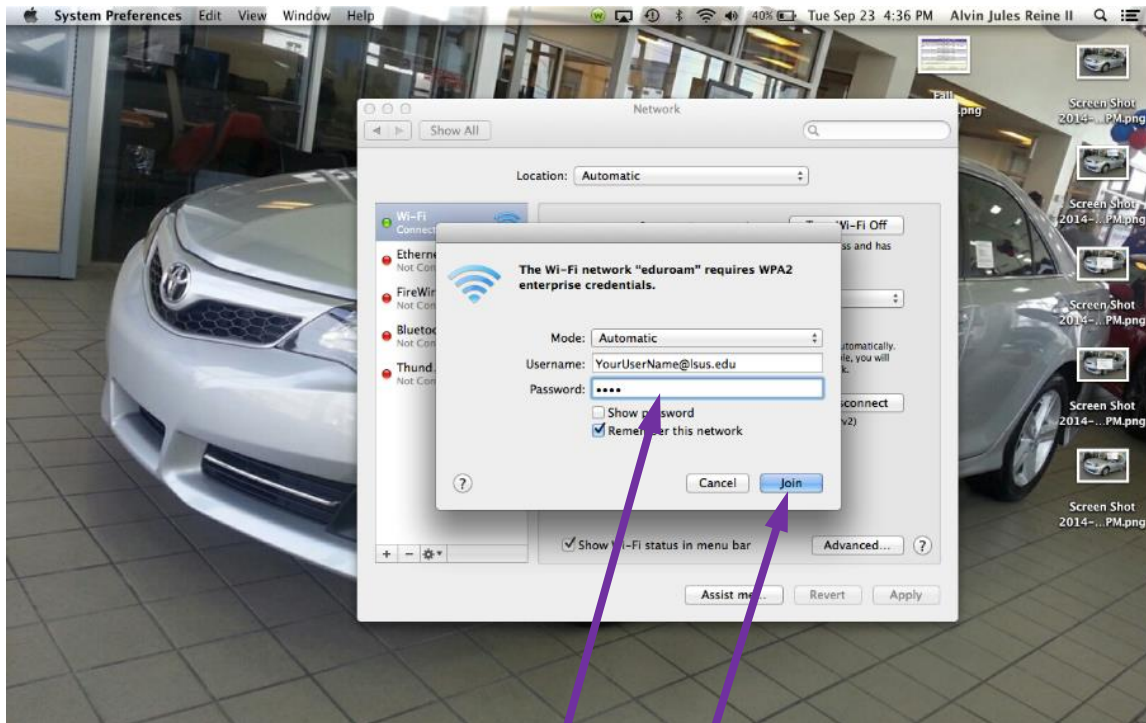
Picture Guide for Faculty/Staff



1. Click on the "Wi-Fi" icon.



2. Click on "eduroam." 



3. Enter your information as follows:
 - Username: YourUsername@lsus.edu
 - Password: YourPassword
4. Click on "Join."



At this point the device should be on eduroam wireless.

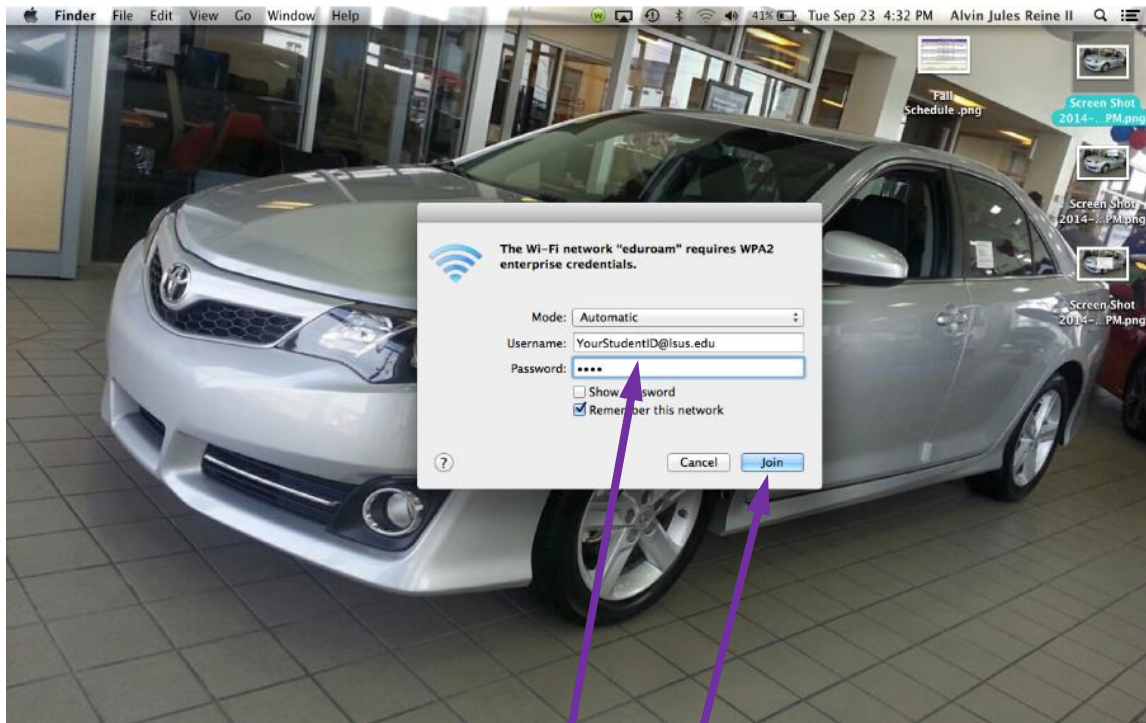
Picture Guide for Students



1. Click on the "Wi-Fi" icon.



2. Click on "eduroam."



3. Enter your information as follows:
 - Username: YourStudentID@lsus.edu
 - Password: YourPassword
4. Click on "Join."



At this point the device should be on eduroam wireless.